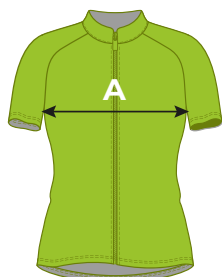


women's cycling jerseys



		XS	S	M	L	XL	XXL	3XL
A	Chest to fit (cm)	81-84	86-89	91-94	97-99	102-104	107-109	112-115
A	Chest to fit (inches)	32-33	34-35	36-37	38-39	40-41	42-43	44-45

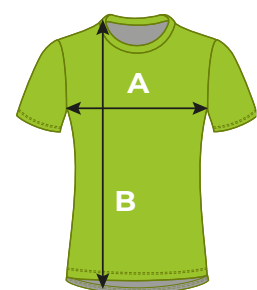
men's cycling jerseys



		XS	S	M	L	XL	XXL	3XL
A	Chest to fit (cm)	86-89	91-95	97-99	102-104	107-109	112-115	117-120
A	Chest to fit (inches)	34-35	36-37	38-39	40-41	42-43	44-45	46-47

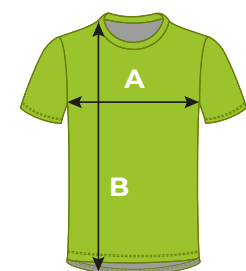
If you're in between sizes we recommend going for the bigger size.

women's mtb tops



		XS	S	M	L	XL	XXL	3XL
	Chest to fit (cm)	81-84	86-89	91-94	97-99	102-104	107-109	112-115
	Chest to fit (inches)	32-33	34-35	36-37	38-39	40-41	42-43	44-45
A	Chest across	45.5	48	50.5	53	56	59	62
B	Back length (side of neck)	67	69	71	73	75	77.5	79

men's mtb tops



		XS	S	M	L	XL	XXL	3XL
	Chest to fit (cm)	86-89	91-95	97-99	102-104	107-109	112-115	117-120
	Chest to fit (inches)	34-35	36-37	38-39	40-41	42-43	44-45	46-47
A	Chest across	47.5	50	53	56	59	62	65
B	Back length (side of neck)	71	74	76	78	80	82	84

Our MTB Tops are designed to offer a classic T-Shirt style fit; If you're in between sizes, or want something looser, we recommend going for the bigger size.

Got a favourite fit of top already? See our garment sizes and find the closest match.

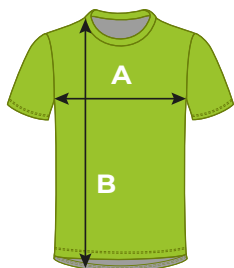
kids cycling jerseys



		YS	YM	YL	YXL
	Age	6-8	8-10	10-12	12-14
	Height (cm)	116 - 129	129-142	142-153	155-163
A	Chest to fit (cm)	61-66	66-72	72-76	76-84
A	Chest to fit (inches)	24-26	26-28	28-30	30-33

If you're in between sizes we recommend going for the bigger size.

kids mtb tops

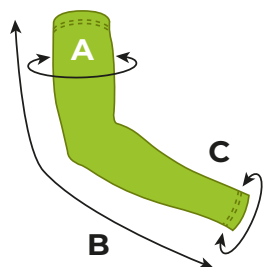


		YS	YM	YL	YXL
	Age	6-8	8-10	10-12	12-14
	Height (cm)	116 - 129	129-142	142-153	155-163
	Chest to fit (cm)	61-66	66-72	72-76	76-84
	Chest to fit (inches)	24-26	26-28	28-30	30-33
A	Chest across	36	39	42	45
B	Back length (side of neck)	54	58.5	63	68

Our MTB Tops are designed to offer a classic T-Shirt style fit; If you're in between sizes, or want something looser, we recommend going for the bigger size.

Got a favourite fit of top already? See our garment sizes and find the closest match.

cycling/running arm warmers



		XS	S	M	L	XL	2XL
A	Bicep (cm)	24	26	28	30	32	34
B	Length (cm)	38.5	40	42	43	45	47
C	Wrist (cm)	16	17	18	19	20	21

Keeping your arm relaxed, measure around the fullest part of your bicep; approximately half way down your upper arm.

Arm warmers should stay up without cutting off any blood supply, so keep it comfy and choose the "A" measurement nearest, or slightly less than your own bicep.